

# Bespoke Contemporary Windows and Doors

Custom Canadian-made  
aluminum windows and  
doors for residential and  
commercial projects

Verre  
Architectural  
Openings



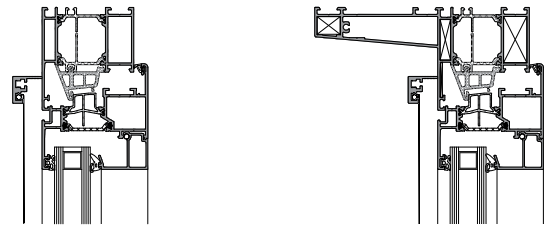
# Windows

Verre aluminum windows offer superior strength, quality, and versatility of design. With graceful aesthetics, robust frames, and smooth operation, custom aluminum windows allow for sophisticated compositions that elevate any space.

## S-65 HES Features

- 6063-T5 aluminum extrusions
- structural thermal barrier in polyamide
- frame depth of 65mm or 152.4 mm
- glazing thickness of 25.4 mm to 44mm
- high-end European hardware
- secure multi-point closure
- exclusive mosquito net available
- maximum tilt and turn 60" x 99" or 48" x 120"

Cross-section




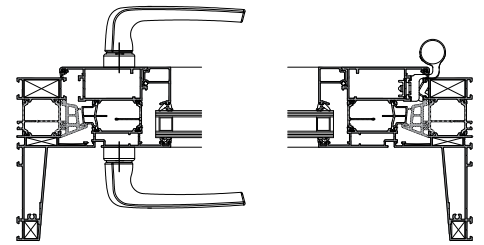
# Doors

Verre premium doors make a striking statement of refinement. Combining solid construction, sophisticated materials, and innovative design for a distinguished welcome.

## S-65 HES Features

- 6063-T5 aluminum extrusions
- structural thermal barrier in polyamide
- frame depth of 65mm or 152.4 mm
- glazing thickness of 25.4 mm to 44mm
- high-end hardware
- secure multi-point closure
- exclusive mosquito net available
- maximum door width of five feet
- maximum door height of ten feet

Cross-section






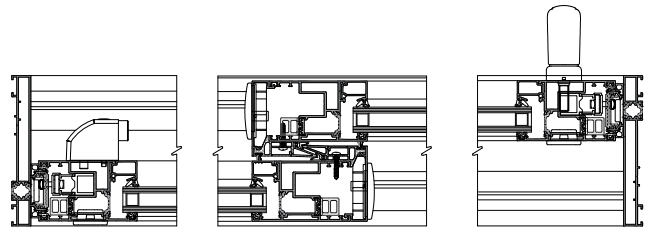
# Lift & Slide

Verre Lift & Slide door systems seamlessly connect indoor and outdoor spaces. Offering expansive views, effortless operation, energy efficiency, and enhanced security through elegant and contemporary design.

## S-150 Features

- 6063-T5 aluminum extrusions
- structural thermal double barrier in polyamide
- frame depth of 152mm
- glazing thickness of 25.4 mm to 40mm
- high-end hardware
- 2, 3, 4, or 6 panels
- maximum individual panel width of 7 feet
- maximum individual panel height of 10 feet

## Cross-section



# Curtain Wall

With narrow sightlines as slim as two inches, and depths reaching upwards of ten inches, Verre curtain walls enable expansive glass panels and lofty heights without sacrificing performance, aesthetics or structural integrity.

## S-3400 Features

- 6063-T5 aluminum extrusions
- 65 mm (2 1/2") wide mullions
- high performance thermal barrier
- glazing thickness of 25.4 mm to 44 mm
- compatible with tilt and turn
- compatible with lift and slide
- available with cap or silicone

# Hardware

European window hardware epitomizes excellence: precision engineering and sleek design that is renowned for exceptional security, durability, and functionality.



Essence  
(Available in:  
Black, White,  
Grey Anodised)



Toulon  
(Available in:  
Black Matte,  
Grey)



Amsterdam  
(Available in:  
Satin Chrome)





2700 Dufferin St, Unit 42  
Toronto, ON M6B 4J3  
416-278-7380

[verreao.com](http://verreao.com)

Verre  
Architectural  
Openings

